

# **Vivliostyle Themes Documentation**



# Table of Contents

<b>Vivliostyle Themes</b>	<b>5</b>
Operational Guidelines	7
<b>Adoption of the Official Theme</b>	<b>8</b>
Conditions for Adoption	9
How to Adopt	9
<b>Vivliostyle Themes Gallery</b>	<b>10</b>
Official Vivliostyle Themes	11
@vivliostyle/theme-bunko	11
@vivliostyle/theme-slide	12
@vivliostyle/theme-techbook	12
@vivliostyle/theme-academic	13
@vivliostyle/theme-gutenberg	14
@vivliostyle/theme-epub3j	16
Unofficial Vivliostyle Themes	16
vivliostyle-theme dnd-5e-phb	16
vivliostyle-theme-thesis	18
vivliostyle-akashi-kosen-bulletin	18

<b>Spec of Vivliostyle Theme</b>	<b>19</b>
Theme Name	20
Styles to Include in the Theme	20
Directory Structure	21
package.json	21
keywords Property	22
vivliostyle.theme Property	22
example/	23
theme.css	23
vivliostyle.config.js	24

# Vivliostyle Themes

---



Vivliostyle Themes logo

Vivliostyle Theme is a style theme used for creating publications with Vivliostyle. With Vivliostyle Themes, you can effortlessly change the style of your publications.

- [Using Themes](#)
- [Developing Themes](#)
- [Spec of Vivliostyle Theme](#)

## • **Operational Guidelines**

- [Adoption of the Official Theme](#)
- [Vivliostyle Themes Gallery](#)

# Adoption of the Official Theme

---

A generic theme that is likely to be used by many users will be adopted as the official theme. Official themes are managed in the [vivliostyle/themes repository](https://github.com/vivliostyle/themes) and published as npm packages with the name `@vivliostyle/theme-*`.

## Conditions for Adoption

---

The conditions for adoption as an official theme are as follows:

- The design and primary purpose of the theme must be different from the existing official themes.
- The theme must meet the [theme specifications](#).
- Sign the Contributor License Agreement.
- Comply with the [Code of Conduct](#).

## How to Adopt

---

Please send a pull request to the [vivliostyle/themes repository](https://github.com/vivliostyle/themes).

- The theme name should be `@vivliostyle/theme-*`.
- Include the source code in `packages/@vivliostyle/theme-*`.

If your theme is accepted as an official theme, you will be given the following privileges as a maintainer of the [vivliostyle/themes repository](https://github.com/vivliostyle/themes):

- Push to the repository
- Triage issues
- Review and merge pull requests

# Vivliostyle Themes Gallery

---

This is a gallery of Vivliostyle Themes released as npm packages. Newly released themes are added here as soon as we find them, but if you find something that is not listed, please send an [issue](https://github.com/vivliostyle/themes/issues) or pull request.

## Official Vivliostyle Themes

Currently, there are six official themes.

### @vivliostyle/theme-bunko (<https://www.npmjs.com/package/@vivliostyle/theme-bunko>)

It is suitable for Japanese vertical novels. It also supports ruby and horizontal-in-vertical composition (in Japanese, "縦中横"). CSS variables allow customization of lines/characters per page, page headers, and more.

- [README \(CSS variables list\)](https://github.com/vivliostyle/themes/tree/main/packages/@vivliostyle/theme-bunko#readme)



Theme-bunko sample image. The manuscript is 'Night on the Galactic Railroad'.

## [@vivliostyle/theme-slide](https://www.npmjs.com/package/@vivliostyle/theme-slide) (https://www.npmjs.com/package/@vivliostyle/theme-slide)

This is good for slide presentations. The style changes between the cover page and the general page. CSS variables allow customization of colors, layout, and cover page styles.

- [README \(CSS variables list\)](https://github.com/vivliostyle/themes/tree/main/packages/@vivliostyle/theme-slide#readme) (https://github.com/vivliostyle/themes/tree/main/packages/@vivliostyle/theme-slide#readme)

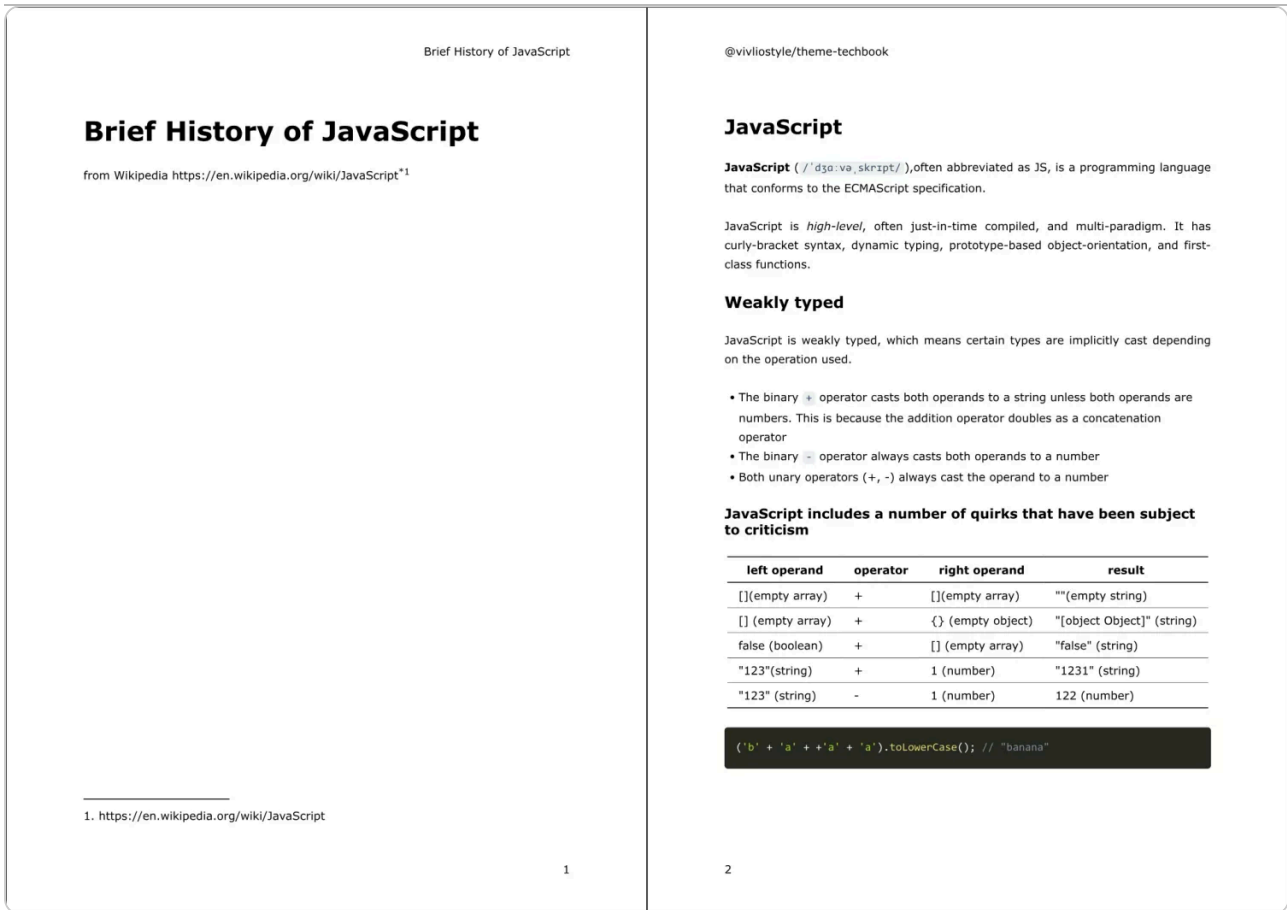


Theme-slide sample image. On the left is the cover page with a blue background, and on the right is the general page with a white background.

## [@vivliostyle/theme-techbook](https://www.npmjs.com/package/@vivliostyle/theme-techbook) (https://www.npmjs.com/package/@vivliostyle/theme-techbook)

A technical book designed with printing in mind (e.g., margins adjustment at the inside/outside margin). Source code and table of contents are also supported. CSS variables allow customization of colors, page headers/footers, and image resolution.

- [README \(CSS variables list\)](https://github.com/vivliostyle/themes/tree/main/packages/@vivliostyle/theme-techbook#readme) (https://github.com/vivliostyle/themes/tree/main/packages/@vivliostyle/theme-techbook#readme)



Sample images from theme-techbook. In addition to text, it has a table and source code.

**@vivliostyle/theme-academic** (<https://www.npmjs.com/package/@vivliostyle/theme-academic>)

This is suitable for reports written by students. Chapter and section numbers are automatically added. CSS variables allow customization of figure sizes and frame element styles.

- [README \(CSS variables list\)](https://github.com/vivliostyle/themes/tree/main/packages/@vivliostyle/theme-academic#readme)

vivliostyle theme academic のサンプル

### FET の特性

2020/06/10  
びよりお きたか

**1 目的**  
FET の特性を調査するとともに、FET を用いた回路の構築に資することを目的とする。

**2 原理**

**2.1 半導体**  
物質は、電流が流れる導体と電流が流れない絶縁体、ある条件によって電流が流れる半導体に分類できる。これらはバンドギャップの値の違いで区別でき、バンドギャップが大きいと電子が移動できず電流が流れない。半導体は絶縁体に比べてバンドギャップが小さく、半導体に不純物を混入することで電子や正孔の流れを制御できる。  
半導体にはシリコンやゲルマニウムがよく使われるが、それらの結晶の性質は絶縁体と近く、電圧をかけたとしてもほとんど動かない。しかしそこに電子を添加したシリコンなどの不純物をほんの少し加えるだけで、導体のような電気的性質を示す。この電子を添加した不純物を含有する半導体を n (negative) 型半導体、逆に空乏層のないより豊富な不純物が付いた半導体を p (positive) 型半導体と呼ぶ。p 型半導体では、正孔と呼ばれる電子が足りないのが電子の代わりに働きをし、+ の電子が動き回るように振舞う。この n 型と p 型を結合させることにより、電界の向きによって電流が流れたり流れなくなったりする整流作用が現れる。

**2.2 電界効果トランジスタの動作原理**  
p 型半導体と n 型半導体を接合することを pn 接合という。pn 接合すると、p 型半導体と n 型半導体の境界部分で電子と正孔が結合し、境界部分の n 側に +、p 側に - の電荷を帯びた領域ができる。この 2 つの領域は電圧障壁と呼ばれ、電流が流れない領域である。しかし、p 層から n 層に電圧をかけるよ、変遷層で結合できなかった電子と正孔が接近し、一時的に変遷層が小さくなる。変遷層の厚さが十分に小さくなった時、電子と正孔がそれぞれ変遷層を越えられるようになるため、変遷層が消失する。この p 層から n 層に電流が流れる方向を電界方向という。電界方向に電圧をかけるよ変遷層は大きくなり、拡散電流は流れない。このように、pn 接合によって電荷を帯びる電子をサイエードと呼ぶ。  
FET は 3 本の電極が付き、それぞれゲート (G)、ドレイン (D)、ソース (S) と名前がついている。FET は p 型半導体と n 型半導体の組み合わせでできており、チャンネルの物理的性質によって n チャンネル型 FET と p チャンネル型 FET に分類できる。n チャンネル型 FET はドレインとソースの電極間が n 型半導体で、その間に p 型半導体である。p チャンネル型 FET はドレインとソースの電極間が p 型半導体で、その間に n 型半導体である。図 1 に n チャンネル型 FET、図 2 に p チャンネル型 FET の構造を簡略化して示した。

vivliostyle theme academic のサンプル

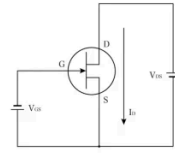


図 3 静特性実験の回路

**3.3.1  $V_{GS} - I_D$  特性**  
 $V_{GS}$  を 0 V から 4.5 V まで変化させたときの  $I_D$  の値を測定した。  $V_{GS}$  が 3 V、10 V の場合のそれぞれについて行った。

**3.3.2  $V_{GS} - I_D$  特性**  
 $V_{GS}$  を 0 V から 18 V まで変化させたときの  $I_D$  の値を測定した。  $V_{GS}$  が 0.2 V、0.4 V、0.6 V、0.8 V の場合のそれぞれについて行った。

**3.4 動特性実験**  
図 4 に示す回路を構築した。

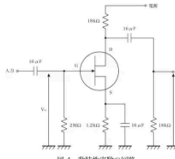


図 4 動特性実験の回路

vivliostyle theme academic のサンプル

**3.4.3 30 V を印加したときのゲート電圧  $V_{GS}$**   
印刷に入力電圧として 30 V 加えた時のソースに対するゲートの電圧  $V_{GS}$  を調べた。

**3.4.4 入力電圧 / に対する出力  $v_{o}$  の変化**  
入力電圧に  $f = 1$  kHz の微小な正弦波を入力し、 $v_{o}$  (出力) が  $v_{i}$  (入力) に対してどのような変化を示すかを調べた。ただし、 $v_{i}$  は 50 mV から 3000 mV まで変化させた。また、出力波形が歪み出す時の  $v_{i}$  を調べた。

**3.4.5 電圧増幅率  $\mu$  の測定数値特性**  
入力電圧を 1 V とし、周波数を 0.004 kHz から 3000 kHz まで変化させ、電圧増幅率  $\mu$  の測定数値特性を調べた。静特性・動特性の実験で利用した回路の電圧を示す。

名称	製造会社	型番	製造番号	規格
FET	-	K30AGRSD	-	-
コンデンサ	-	8SP4, 7414	-	10V, 0.1 $\mu$ mS F
直流電源	METRONIX	S42A	170541	40V, 0.5A
デジタルマルチメータ	TEXIO	DL-2040	13010309	16V, 50, 60MHz
オシロスコープ	EZ	OS-5020	8072246	20MHz
フアンクションジェネレータ	IWATSU	SG-4105	3227403	15MHz
発振器	KENWOOD	AG-2040	11070316	50/60MHz, 10, 8W
テスタ	YOKOGAWA	732-01	9861132	-

**4 実験結果**

**4.5 静特性実験**

**4.5.6  $V_{GS} - I_D$**   
実験結果を Fig.1 に示す。  $V_{GS}$  が 2 V 以下では  $I_D$  は  $V_{GS}$  が大きくなるにつれて減少し、  $V_{GS}$  が 2 V 以上では  $I_D$  はほぼ 0 A となった。また、  $V_{GS}$  の値が大きいほど  $I_D$  の値は大きくなった。

**4.5.7  $V_{GS} - I_D$  特性**  
実験結果を図 2 に示す。  $V_{GS}$  が 0 V から 2 V までの範囲で  $I_D$  の値は急激に増加し、 2 V 以降は増加減少を繰り返しながら全体的に増加した。  $V_{GS}$  の値が大きいほど  $I_D$  の値は小さくなった。

**4.6 動特性実験**

**4.6.8 30V を印加した時のゲート電圧  $V_{GS}$**   
 $V_{GS}$  の値は 1.42 V であった。

Sample images from theme-academic. In addition to text, it contains diagrams and tables.

## @vivliostyle/theme-gutenberg (https://www.npmjs.com/package/@vivliostyle/theme-gutenberg)

This is suitable for horizontal novels in English. In addition to the default `theme.css`, three CSS variations (`alice.css`, `fang.css`, `sherlock.css`) are available.

- README (https://github.com/vivliostyle/themes/tree/main/packages/@vivliostyle/theme-gutenberg#readme)

### alice.css

ALICE'S ADVENTURES  
IN WONDERLAND

By Lewis Carroll  
The Millennium Fulcrum Edition 3.0

ALICE'S ADVENTURES IN WONDERLAND

CONTENTS

I. Cover ..... 1

II. Copyright..... 3

III. Down the Rabbit-Hole..... 6

IV. The Pool of Tears..... 14

V. A Caucus-Race and a Long Tale..... 22

VI. The Rabbit Sends in a Little Bill ..... 30

VII. Advice from a Caterpillar..... 40

VIII. Pig and Pepper ..... 50

IX. A Mad Tea-Party..... 61

X. The Queen's Croquet-Ground..... 71

XI. The Mock Turtle's Story..... 81

XII. The Lobster Quadrille..... 91

XIII. Who Stole the Tarts?..... 101

XIV. Alice's Evidence..... 109

XV. Content Info..... 118

ALICE'S ADVENTURES IN WONDERLAND

CHAPTER I.  
DOWN THE RABBIT-HOLE

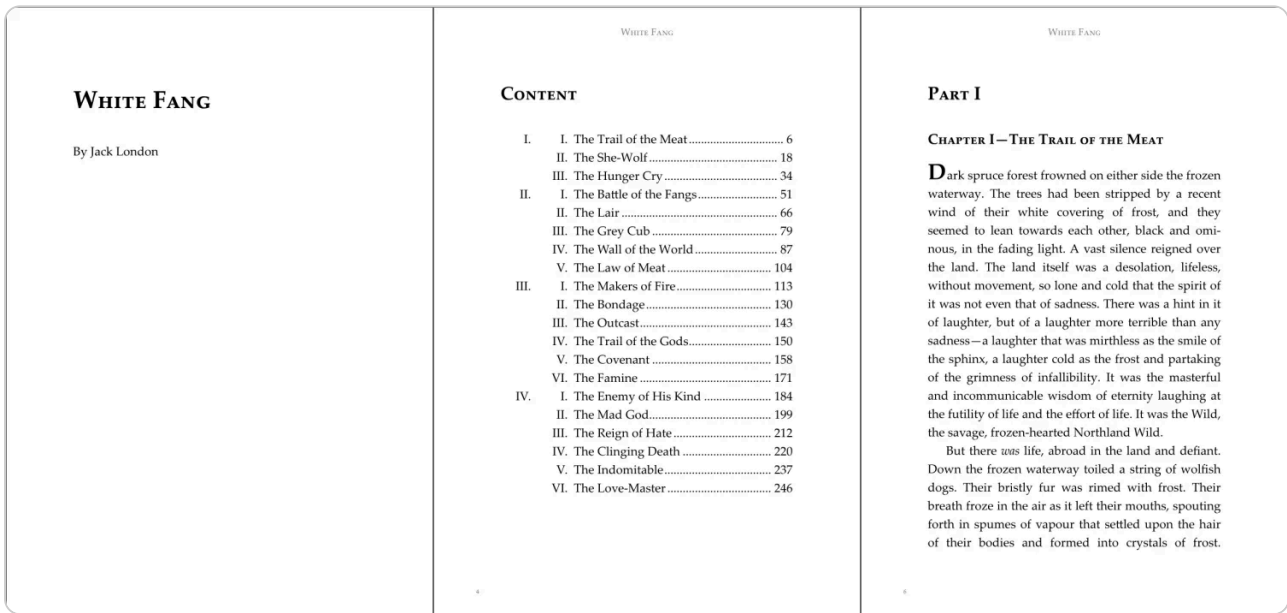
Alice was beginning to get very tired of sitting by her sister on the bank, and of having nothing to do: once or twice she had peeped into the book her sister was reading, but it had no pictures or conversations in it, 'and what is the use of a book,' thought Alice 'without pictures or conversations?'

So she was considering in her own mind (as well as she could, for the hot day made her feel very sleepy and stupid), whether the pleasure of making a daisy-chain would be worth the trouble of getting up and picking the daisies, when suddenly a White Rabbit with pink eyes ran close by her.

There was nothing so very remarkable in that; nor did Alice think it so very much out of the way to hear the Rabbit say to itself, 'Oh dear! Oh dear! I shall be late!' (when she thought it over afterwards, it occurred to her that she ought to have wondered at this, but at the time it all seemed quite natural); but when the Rabbit actually took a watch out of its waistcoat-pocket, and looked at it, and then hurried on, Alice started to her feet, for it flashed across her mind that she had never before seen a rabbit with either a waistcoat-pocket, or a watch to take out of it, and burning with curiosity, she ran across the field after it, and fortunately was just in time to see it pop down a large rabbit-hole under the hedge.

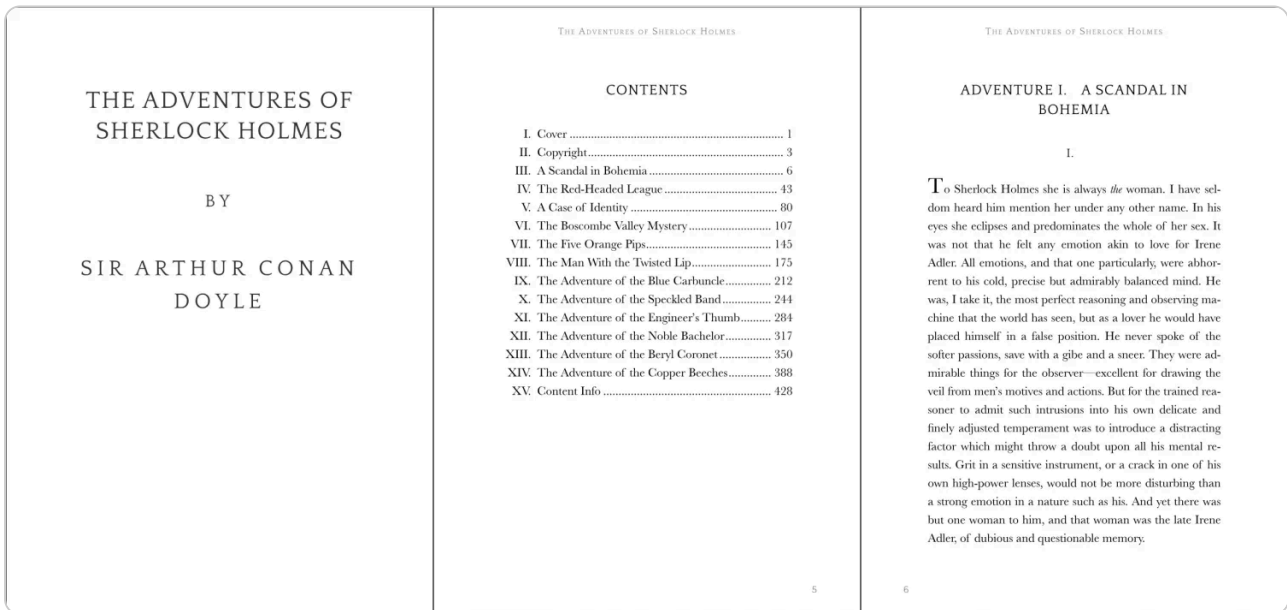
Sample image from theme-gutenberg. The manuscript is 'Alice's Adventures in Wonderland'.

fang.css



Sample image from theme-gutenberg. The manuscript is 'White Fang'.

sherlock.css



Sample image from theme-gutenberg. The manuscript is 'The Adventures of Sherlock Holmes'.

**@vivliostyle/theme-epub3j** (<https://www.npmjs.com/package/@vivliostyle/theme-epub3j>)

This is a theme for creating EPUB compatible with the [EBPAJ EPUB 3 File Creation Guide](http://ebpaj.jp/course/guide/) (http://ebpaj.jp/course/guide/). Suitable for Japanese vertical text EPUB publications.

- [README](https://github.com/vivliostyle/themes/tree/main/packages/@vivliostyle/theme-epub3j#readme) (https://github.com/vivliostyle/themes/tree/main/packages/@vivliostyle/theme-epub3j#readme)



Screenshot of theme-epub3j example.

## Unofficial Vivliostyle Themes

**vivliostyle-theme dnd-5e-phb** (<https://www.npmjs.com/package/vivliostyle-theme-dnd-5e-phb>)

Author: oldgeese

D&D 5e PHB theme for Vivliostyle

# VIVLIOSTYLE THEME D&D 5E PHB



orem ipsum dolor sit amet, consectetur adipiscing elit, sed do eiusmod tempor incididunt ut labore et dolore magna aliqua. Ut enim ad minim veniam, quis nostrud exercitation ullamco laboris nisi ut aliquip ex ea commodo consequat. Duis aute irure dolor in reprehenderit in voluptate velit esse cillum dolore eu fugiat nulla pariatur. Excepteur sint occaecat cupidatat non proident, sunt in culpa qui officia deserunt mollit anim id est laborum.

## HEADER2 ヘッダー2

Lorem ipsum dolor sit amet, consectetur adipiscing elit,

## HEADER3 ヘッダー3

Lorem ipsum dolor sit amet, consectetur adipiscing elit,

## HEADER4 ヘッダー4

Lorem ipsum dolor sit amet, consectetur adipiscing elit,

## HEADER5 ヘッダー5

Lorem ipsum dolor sit amet, consectetur adipiscing elit,

## Header6 ヘッダー6

**strong, 太文字,**  
*italic, イタリック,*

親譲りの無鉄砲で小供の時から損ばかりしている。小学校に居る時分学校の二階から飛び降りて一週間ほど腰を抜かした事がある。なぜそんな無闇をしたと聞く人があるかも知れぬ。別段深い理由でもない。新築の二階から首を出していたら、同級生の一人が冗談に、いくら威張っても、そこから飛び降りる事は出来まい。弱虫やーい。と囃したからである。小使に負ぶさって帰って来た時、おやじが大きな眼をして二階ぐらいから飛び降りて腰を抜かす奴があるかと云ったから、この次は抜かさずに飛んで見せますと答えた。(青空文庫より)

## UNORDERED LIST

- a horizontal rule before a ul will give it the style of unordered list without a bullet.

a horizontal rule before a ul will give it the style of unordered list without a bullet.

## IMAGES



placeholder

## CLASS A FEATURES

Lorem ipsum dolor sit amet, consectetur adipiscing elit, sed do eiusmod tempor incididunt ut labore et dolore magna aliqua. Ut enim ad minim veniam, quis nostrud exercitation ullamco laboris nisi ut aliquip ex ea commodo consequat. Duis aute irure dolor in reprehenderit in voluptate velit esse cillum dolore eu fugiat nulla pariatur. Excepteur sint occaecat cupidatat non proident, sunt in culpa qui officia deserunt mollit anim id est laborum.

### TIME TO DROP KNOWLEDGE

Use notes to point out some interesting information.  
Tables and lists both work within a note.

### TIME TO DROP KNOWLEDGE

Use notes to point out some interesting information.  
Tables and lists both work within a note.

## THE NOTARY

Level	Proficiency Bonus	Features	Sixgun Poisoner
1st	+2	Gunpowder Torturer	+1
2nd	+2	Pharmaceutical Gunslinger	+2
3rd	+2	Gunslinger Corruptor	+2
4th	+2	Ability Score Improvement, Demonic Anthropology	+3
5th	+3	Torque Interfacer	+4
6th	+3	Ability Score Improvement, Mathematical Pharmacist	+4
7th	+3	Sixgun Poisoner	+4
8th	+3	Ability Score Improvement, Spiritual Biochemistry	+4
9th	+4	—	+4
10th	+4	Consecrated Biochemistry	+4
11th	+4	Torque Interfacer	+4
12th	+4	Ability Score Improvement, Ritual Astronomy	+4
13th	+5	Plasma Outlaw	+4
14th	+5	Ability Score Improvement, Plasma Outlaw	+5
15th	+5	Civil Alchemy	+6
16th	+5	Ability Score Improvement, Spell Analyst	+6
17th	+6	—	+6
18th	+6	Exo Interfacer	+6
19th	+6	Ability Score Improvement, Police Cultist	+6
20th	+6	Nuclear Illusionism	+6

## HIT POINTS

Hit Dice: 1d12 per level

**[vivliostyle-theme-thesis](https://www.npmjs.com/package/vivliostyle-theme-thesis)** (<https://www.npmjs.com/package/vivliostyle-theme-thesis>)

Author: yamasy1549

Academic theme (thesis)

**[vivliostyle-akashi-kosen-bulletin](https://www.npmjs.com/package/vivliostyle-akashi-kosen-bulletin)** (<https://www.npmjs.com/package/vivliostyle-akashi-kosen-bulletin>)

Created by: yamasy1549

A style for annual report of National Institute of Technology, Akashi College (unofficial)

# Spec of Vivliostyle Theme

---

If you want to publish your theme as an npm package, please follow the specification below. You can use [create-vivliostyle-theme](https://github.com/vivliostyle/themes/tree/master/packages/create-vivliostyle-theme) (<https://github.com/vivliostyle/themes/tree/master/packages/create-vivliostyle-theme>) to quickly create a theme that follows this specification.

## Theme Name

---

The name of the theme can be free. However, it is recommended to follow some points:

- If the purpose is clear, include a concise term that represents it.
- Avoid terms related to modifiable styles.
  - For example, publication size and layout direction are expected to be easily changeable by users in the future with tools like Vivliostyle Pub. Therefore, avoid using terms related to these modifiable styles.
  - Examples of names to avoid: `vivliostyle-theme-a4book`, `vivliostyle-theme-tategaki`, etc.

## Styles to Include in the Theme

---

A theme should encompass styles for the entire publication, rather than focusing on specific elements (e.g., only figures or footnotes).

Below are the typical styles that should be included in a theme. The theme template generated with [create-vivliostyle-theme](https://github.com/vivliostyle/themes/tree/master/packages/create-vivliostyle-theme) (<https://github.com/vivliostyle/themes/tree/master/packages/create-vivliostyle-theme>) includes these styles.

- Page (margin, running header/footer, etc.)
- Heading
- Paragraph
- Math expression
- Figure and caption
- Table and caption
- Source code
- Footnote
- Ruby

## Directory Structure

```
vivliostyle-theme-mybook/  
├─ LICENSE  
├─ README.md  
├─ package.json  
├─ example/  
│   └─ ...  
│       └─ default.md  
├─ theme.css  
└─ vivliostyle.config.js
```

When you create a theme template using `create-vivliostyle-theme` (<https://github.com/vivliostyle/themes/tree/master/packages/create-vivliostyle-theme>), the essential files mentioned above will be generated automatically. The details of some typical files are described in the following sections.

## package.json

```
{  
  "name": "vivliostyle-theme-mybook",  
  "author": "John Doe <john@example.com>",  
  "main": "theme.css",  
  "keywords": [  
    // described below  
    "vivliostyle",  
    "vivliostyle-theme"  
  ],  
  "vivliostyle": {  
    // described below  
    "theme": {  
      "style": "./theme.css",  
      "name": "Mybook",  
      "author": "John Doe",  
      "category": "novel",  
      "topics": ["paperback"]  
    }  
  }  
}
```

You can use `vivliostyle-theme-scripts` (<https://github.com/vivliostyle/themes/tree/master/packages/vivliostyle-theme-scripts>) to check that the `package.json` of your theme conforms to the specification.

```
$ vivliostyle-theme validate
```

## keywords Property

Optional.

Including `"vivliostyle-theme"` in this property's value will list your theme among the available options when creating a publication using [Create Book](https://github.com/vivliostyle/create-book) (<https://github.com/vivliostyle/create-book>). Ensure your theme is published as an npm package for it to appear.

Since a theme is an npm package related to Vivliostyle, it is advisable to include `"vivliostyle"`.

## vivliostyle.theme Property

### style Property

Required. This property specifies the main CSS file in the theme.

You can also use the `style` or `main` properties at the top level of `package.json`. These properties serve the same purpose as `vivliostyle.theme.style`, but the priority order is `vivliostyle.theme.style > style > main`.

```
{
  "main": "theme.css",
  "style": "theme.css"
}
```

### author Property

Required.

### category Property

Optional. This property provides a hint to users about the primary use of your theme when they use it for the first time.

Choose the category that best fits your theme from the following list:

- "novel"
- "magazine"
- "journal"
- "report"
- "misc"

Note that this list may be updated in the future.

### **topics** Property

Optional. If you want more specific descriptions of the theme's use than the `category` property, you can list and describe them here.

## example/

---

The example directory should contain at least one Markdown file, a straightforward example of a theme. The name of the file is arbitrary.

In Markdown files, you can use [VFM \(Vivliostyle Flavored Markdown\)](https://vivliostyle.github.io/vfm/#/vfm) (<https://vivliostyle.github.io/vfm/#/vfm>).

## theme.css

---

Include the stylesheet that defines the theme's styles. Using CSS custom properties (CSS variables) is recommended so that users can flexibly customize the theme's styles.

A theme can include multiple stylesheets. For example, besides the default `theme.css`, you can provide stylesheets for specific purposes as shown below:

- `theme_print.css` : Defines styles for outputting as PDF or viewing with Vivliostyle Viewer.
- `theme_screen.css` : Defines styles for outputting in webpub format such as HTML.

To specify a stylesheet other than the default with Vivliostyle CLI, set the `specifier` and `import` properties as follows:

```
theme: {
  specifier: 'vivliostyle-theme-mybook',
  import: 'theme_print.css',
},
```

## vivliostyle.config.js

---

```
/** @type {import('@vivliostyle/cli').VivliostyleConfigSchema} */
module.exports = {
  language: 'en',
  theme: ['node_modules/@vivliostyle/theme-base', '.'],
  entry: ['example/default.md'],
  workspaceDir: '.vivliostyle',
  output: [
    'book.pdf',
    {
      path: './book',
      format: 'webpub',
    },
  ],
};
```

This is a configuration file for generating publications from Markdown files in example. It is used by developers to develop themes and by theme's users to generate sample publications.